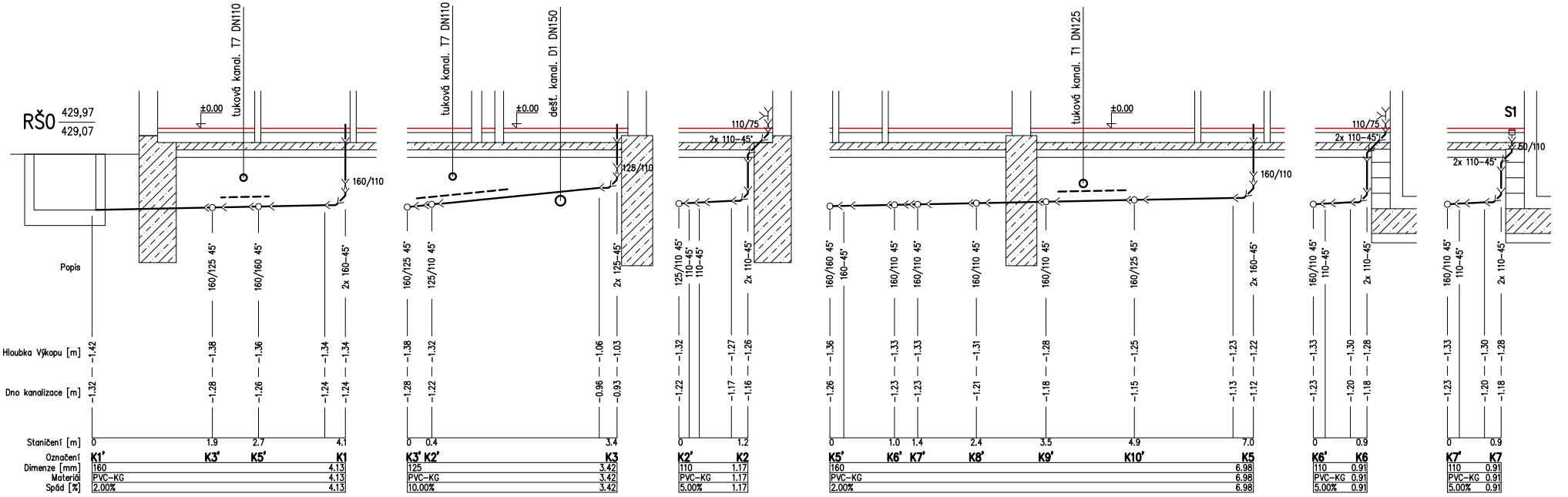
RŠ0 429,97 / 429,07
tuková kanal. T7 DN110
±0.00
160/110
Popis
160/125 45°
160/160 45°
2x 160-45°
Hloubka Výkopu [m] -1.42 -1.38 -1.36 -1.34 -1.34
Dno kanalizace [m] -1.32 -1.28 -1.26 -1.24 -1.24
Staničení [m] 0 1.9 2.7 4.1
Označení K1' K3' K5' K1
Dimenze [mm] 160 4.13
Materiál PVC-KG 4.13
Spád [%] 2.00% 4.13
tuková kanal. T7 DN110
±0.00
dešť. kanal. D1 DN150
125/110
160/125 45°
125/110 45°
2x 125-45°
-1.38 -1.32 -1.06 -1.03
-1.28 -1.22 -0.96 -0.93
0 0.4 3.4
K3' K2' K3
125 3.42
PVC-KG 3.42
10.00% 3.42
110/75
2x 110-45°
125/110 45°
110-45°
110-45°
2x 110-45°
-1.32 -1.27 -1.26
-1.22 -1.17 -1.16
0 1.2
K2' K2
110 1.17
PVC-KG 1.17
5.00% 1.17
tuková kanal. T1 DN125
±0.00
160/110
160/160 45°
160-45°
160/110 45°
160/110 45°
160/110 45°
160/110 45°
160/125 45°
2x 160-45°
-1.36 -1.33 -1.33 -1.31 -1.28 -1.25 -1.23 -1.22
-1.26 -1.23 -1.23 -1.21 -1.18 -1.15 -1.13 -1.12
0 1.0 1.4 2.4 3.5 4.9 7.0
K5' K6' K7' K8' K9' K10' K5
160 6.98
PVC-KG 6.98
2.00% 6.98
110/75
2x 110-45°
160/110 45°
110-45°
2x 110-45°
-1.33 -1.30 -1.28
-1.23 -1.20 -1.18
0 0.9
K6' K6
110 0.91
PVC-KG 0.91
5.00% 0.91
S1
50/110
2x 110-45°
160/110 45°
110-45°
2x 110-45°
-1.33 -1.30 -1.28
-1.23 -1.20 -1.18
0 0.9
K7' K7
110 0.91
PVC-KG 0.91
5.00% 0.91

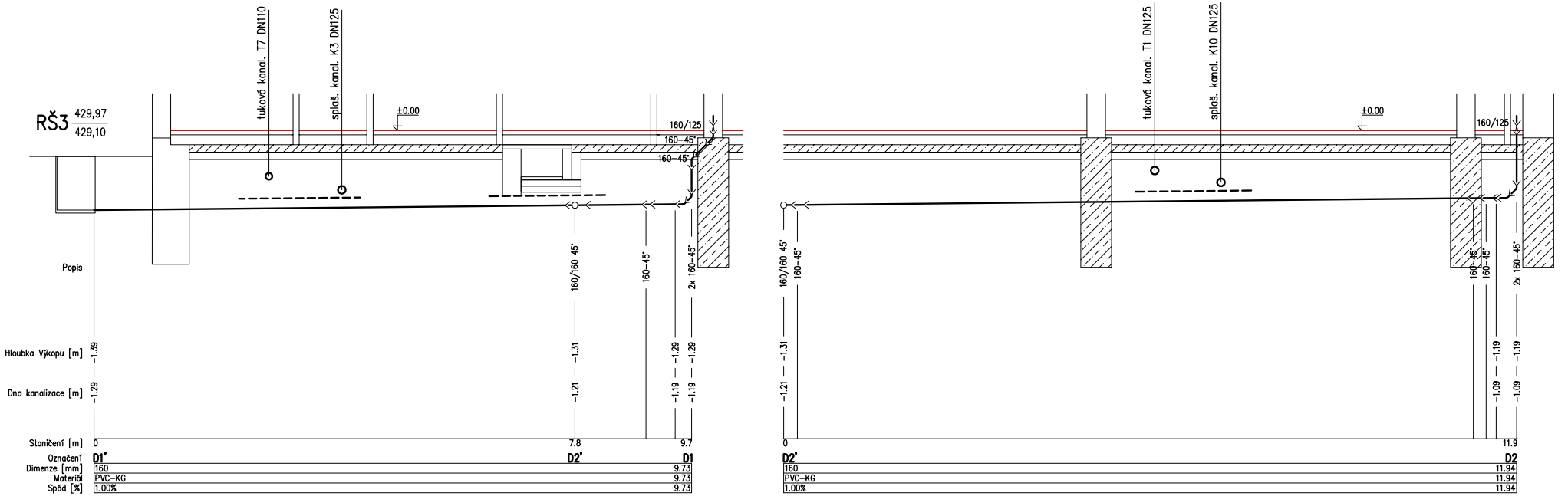
RŠ3 429,97 / 429,10
tuková kanal. T7 DN110
splaš. kanal. K3 DN125
±0.00
160/125
160-45°
160-45°
Popis
160/160 45°
160-45°
2x 160-45°
Hloubka Výkopu [m] -1.39 -1.31 -1.29 -1.29
Dno kanalizace [m] -1.29 -1.21 -1.19 -1.19
Staničení [m] 0 7.8 9.7
Označení D1' D2' D1
Dimenze [mm] 160 9.73
Materiál PVC-KG 9.73
Spád [%] 1.00% 9.73
tuková kanal. T1 DN125
splaš. kanal. K10 DN125
±0.00
160/125
160/160 45°
160-45°
160-45°
160-45°
2x 160-45°
-1.31 -1.19 -1.19
-1.21 -1.09 -1.09
0 11.9
D2' D2
160 11.94
PVC-KG 11.94
1.00% 11.94

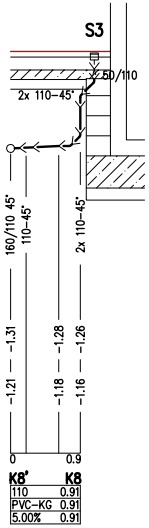
S3
50/110
2x 110–45°
160/110 45°
110–45°
2x 110–45°
–1.21 –1.31
–1.18 –1.28
–1.16 –1.26
0
0.9
K8'
K8
110 0.91
PVC–KG 0.91
5.00% 0.91

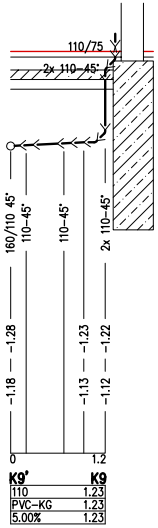
110/75
2x 110–45°
160/110 45°
110–45°
110–45°
2x 110–45°
–1.18 –1.28
–1.13 –1.23
–1.12 –1.22
0
1.2
K9'
K9
110 1.23
PVC–KG 1.23
5.00% 1.23

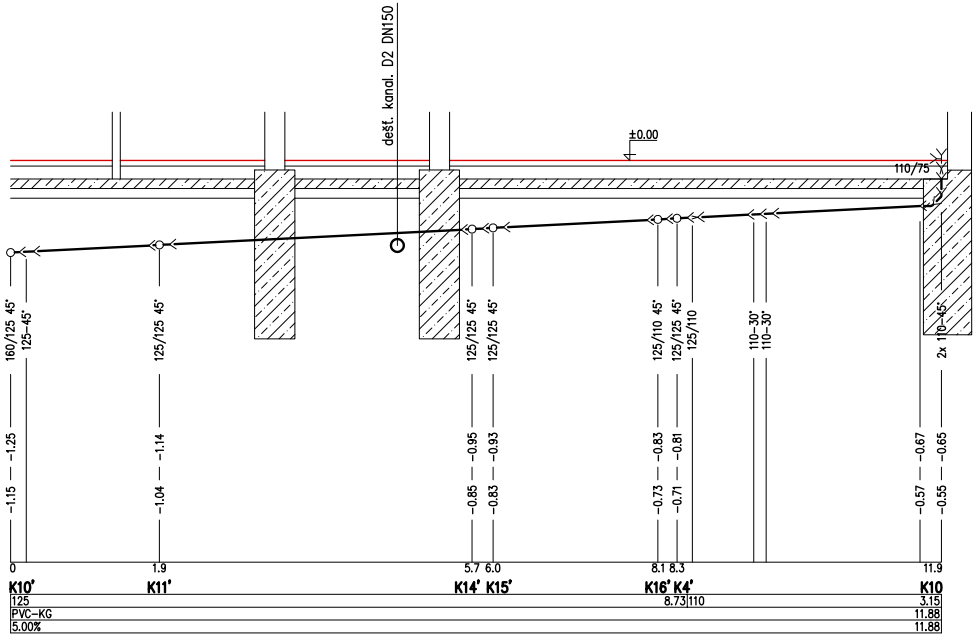
dešť. kanal. D2 DN150
±0.00
110/75
160/125 45°
125–45°
125/125 45°
125/125 45°
125/125 45°
125/110 45°
125/125 45°
125/110
110–30°
110–30°
2x 110–45°
–1.15 –1.25
–1.04 –1.14
–0.85 –0.95
–0.83 –0.93
–0.73 –0.83
–0.71 –0.81
–0.57 –0.67
–0.55 –0.65
0
1.9
5.7 6.0
8.1 8.3
11.9
K10'
K11'
K14' K15'
K16' K4'
K10
125 3.15
8.73 110
PVC–KG 11.88
5.00% 11.88

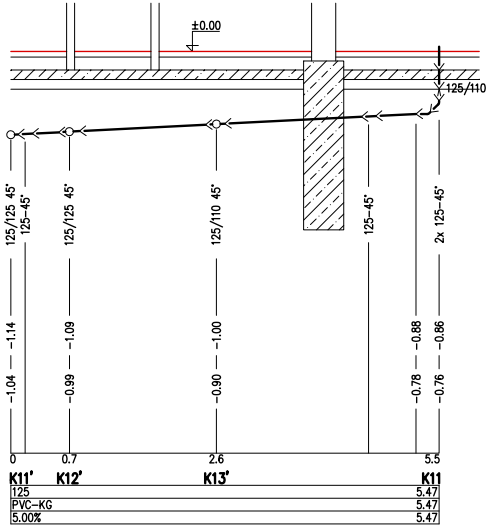
±0.00
125/110
125/125 45°
125–45°
125/125 45°
125/110 45°
125–45°
2x 125–45°
–1.04 –1.14
–0.99 –1.09
–0.90 –1.00
–0.78 –0.88
–0.76 –0.86
0
0.7
2.6
5.5
K11'
K12'
K13'
K11
125 5.47
PVC–KG 5.47
5.00% 5.47

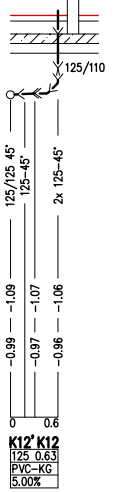
125/110
125/125 45°
125–45°
2x 125–45°
–0.99 –1.09
–0.97 –1.07
–0.96 –1.06
0
0.6
K12' K12
125 0.63
PVC–KG
5.00%

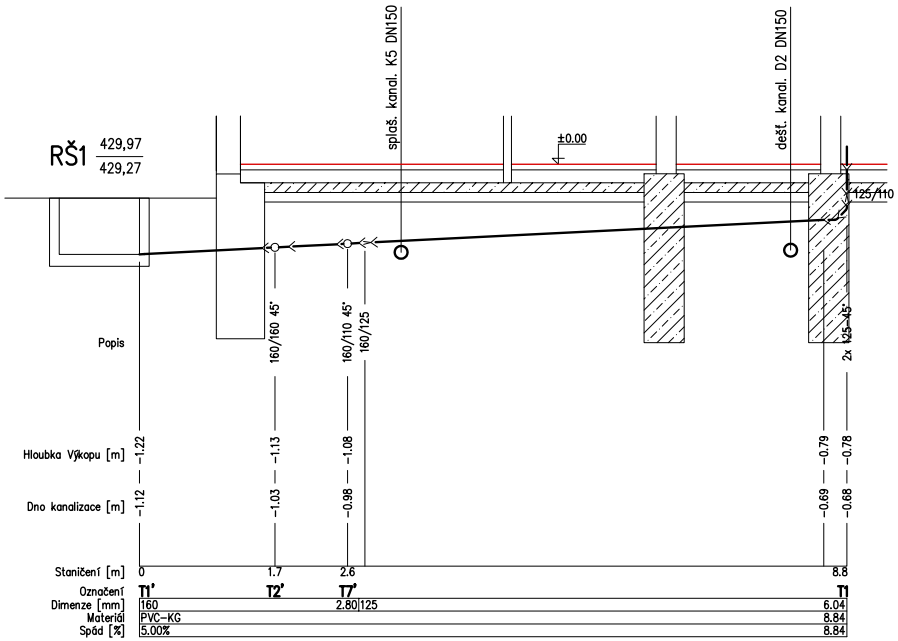
RŠ1
429,97
429,27
splaš. kanal. K5 DN150
dešť. kanal. D2 DN150
±0.00
125/110
Popis
Hloubka Výkopu [m]
Dno kanalizace [m]
Staničení [m]
Označení
Dimenze [mm]
Materiál
Spád [%]
160/160 45°
160/110 45°
160/125
2x 125–45°
–1.12 –1.22
–1.03 –1.13
–0.98 –1.08
–0.69 –0.79
–0.68 –0.78
0
1.7
2.6
8.8
T1'
T2'
T7'
T1
160 6.04
2.80 125
PVC–KG 8.84
5.00% 8.84

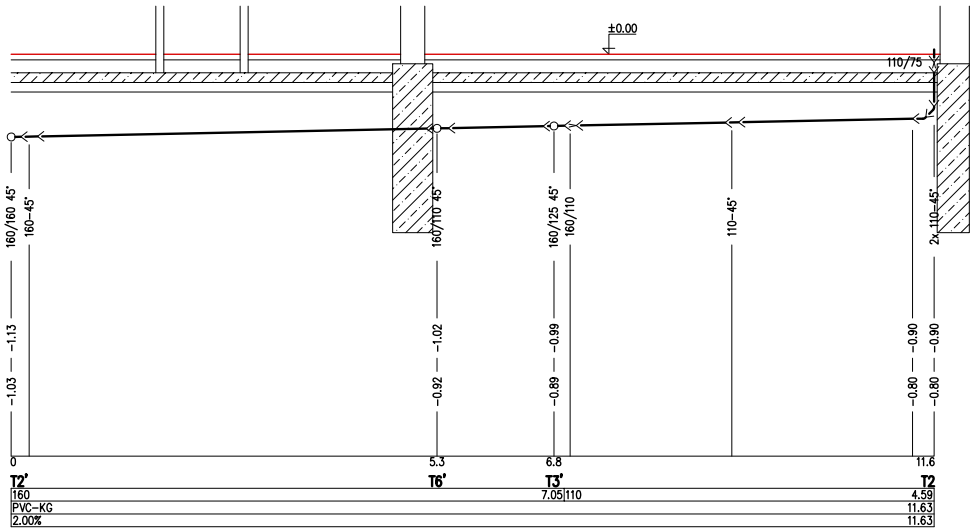
±0.00
110/75
160/160 45°
160–45°
160/110 45°
160/125 45°
160/110
110–45°
2x 110–45°
–1.03 –1.13
–0.92 –1.02
–0.89 –0.99
–0.80 –0.90
–0.80 –0.90
0
5.3
6.8
11.6
T2'
T6'
T3'
T2
160 4.59
7.05 110
PVC–KG 11.63
2.00% 11.63

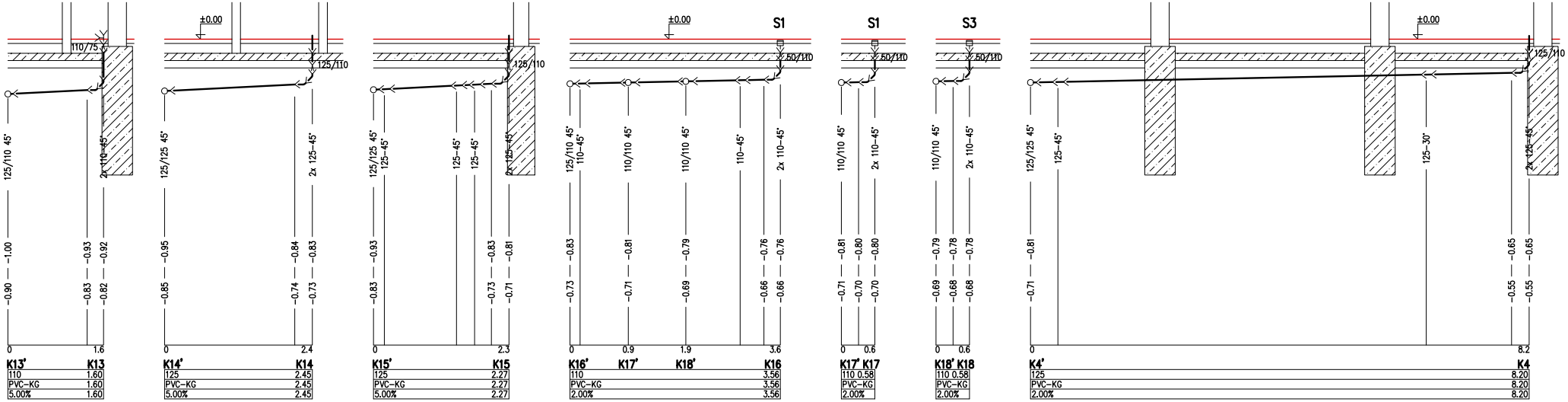

±0.00
S1
S1
S3
110/75
125/110
50/110
125/110 45°
2x 110-45°
125/125 45°
2x 125-45°
125-45°
110-45°
110/110 45°
125-30°
-0.90 -1.00
-0.83 -0.93
-0.82 -0.92
-0.85 -0.95
-0.74 -0.84
-0.73 -0.83
-0.83 -0.93
-0.73 -0.83
-0.71 -0.81
-0.73 -0.83
-0.71 -0.81
-0.69 -0.79
-0.66 -0.76
-0.71 -0.81
-0.70 -0.80
-0.69 -0.79
-0.68 -0.78
-0.55 -0.65
0 1.6
0 2.4
0 2.3
0 0.9 1.9 3.6
0 0.6
0 0.6
0 8.2
K13' K13
110 1.60
PVC-KG 1.60
5.00% 1.60
K14' K14
125 2.45
PVC-KG 2.45
5.00% 2.45
K15' K15
125 2.27
PVC-KG 2.27
5.00% 2.27
K16' K17' K18' K16
110 3.56
PVC-KG 3.56
2.00% 3.56
K17' K17
110 0.58
PVC-KG
2.00%
K18' K18
110 0.58
PVC-KG
2.00%
K4' K4
125 8.20
PVC-KG 8.20
2.00% 8.20

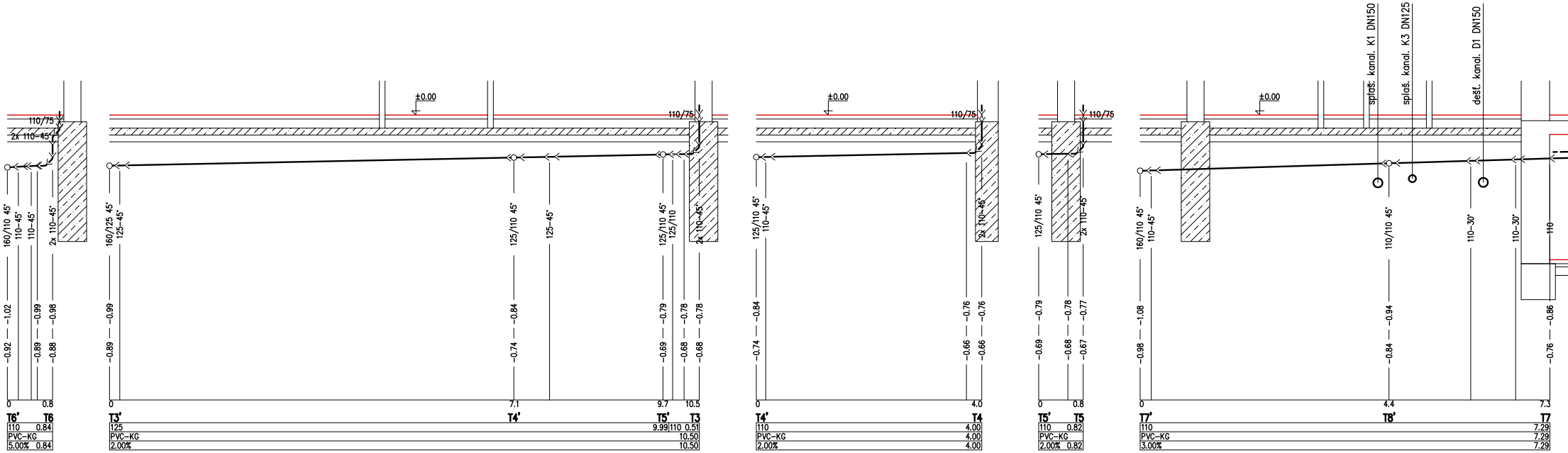

±0.00
splaš. kanal. K1 DN150
splaš. kanal. K3 DN125
dešť. kanal. D1 DN150
110/75
2x 110-45°
160/110 45°
110-45°
160/125 45°
125-45°
125/110 45°
125/110
110/110 45°
110-30°
110
-0.92 -1.02
-0.89 -0.99
-0.88 -0.98
-0.89 -0.99
-0.74 -0.84
-0.69 -0.79
-0.68 -0.78
-0.74 -0.84
-0.66 -0.76
-0.69 -0.79
-0.68 -0.78
-0.67 -0.77
-0.98 -1.08
-0.84 -0.94
-0.76 -0.86
0 0.8
0 7.1 9.7 10.5
0 4.0
0 0.8
0 4.4 7.3
T6' T6
110 0.84
PVC-KG
5.00% 0.84
T3' T4' T5' T3
125 9.99 110 0.51
PVC-KG 10.50
2.00% 10.50
T4' T4
110 4.00
PVC-KG 4.00
2.00% 4.00
T5' T5
110 0.82
PVC-KG
2.00% 0.82
T7' T8' T7
110 7.29
PVC-KG 7.29
3.00% 7.29

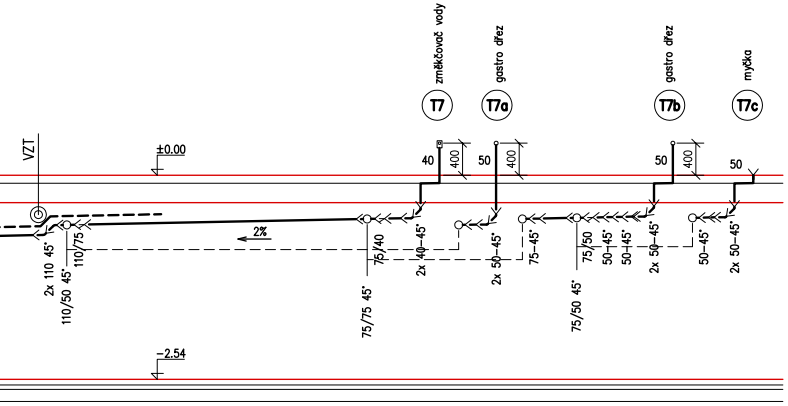
změkčovač vody
gastro dřez
gastro dřez
myčka
T7
T7a
T7b
T7c
VZT
±0.00
40
400
50
400
50
400
50
2%
2x 110 45°
110/50 45°
110/75
75/75 45°
75/40
2x 40–45°
2x 50–45°
75–45°
75/50 45°
75/50
50–45°
50–45°
2x 50–45°
50–45°
2x 50–45°
−2.54

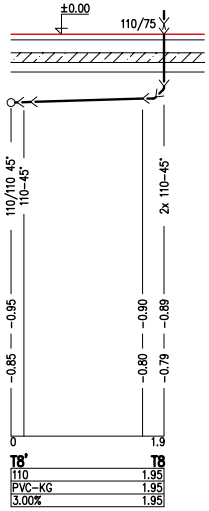
±0.00
110/75
110/110 45°
110–45°
2x 110–45°
−0.85
−0.95
−0.80
−0.90
−0.79
−0.89
0
1.9
T8'
T8
110
1.95
PVC-KG
1.95
3.00%
1.95

akce
SŠ GASTRONOMICKÁ A TECHNICKÁ ŽAMBERK
rekonstrukce a vybavení odborných učeben
Zemědělská 846, 564 01 Žamberk

řešené území	k. ú. Žamberk [794368] parc. č. 4763, 4289/1, 2084/1, 2084/3 a 2084/40
generální projektant	**Te3s studio s.r.o.** Příčná 1892/4 110 00 Praha 1 Nové město IČ: 109 51 172
investor	**PARDUBICKÝ KRAJ** Komenského náměstí 125 532 11 Pardubice
HIP	Ing. arch. Marta Ševčíková +420 777 960 643 sevcikova@te3s.cz
autor architektonického návrhu	SVIŽN s.r.o. Ing. arch. Zdeněk Ševčík Ing. arch. Marta Ševčíková Ing. arch. Simona Machalová
zodpovědný projektant	Ing. Michaela Pelikánová ČKAIT 0301153
zpracoval	Ing. Michaela Pelikánová
stupeň	**DPS** Dokumentace pro provádění stavby
část	**D.1** SO.01
profese	**D.1.4.1** Zařízení zdravotně technických instalací
příloha	**D.1.4.1.b-07** Podélné řezy kanalizace I.
měřítko	1:50
datum vydání	06/2024
číslo revize	R-00
číslo pare	